

WorkSTATION Bx

An innovative center for macro digital documentation of small biopsies



MILESTONE
HELPING
PATIENTS

WorkSTATION Bx

A user-oriented capture and storage system for digital macro images of small biopsies.

In today's laboratory approximately 40-60% and in some instances up to 95% of specimens are endoscopic biopsies (prostate, gastro-intestinal). Handling of these small specimens (3-20mm) takes place in large, bulky grossing stations designed for very large surgical samples.

The WorkSTATION Bx has been developed to fill this technology gap and to document this manual step for patient safety and QA purposes. It dramatically reduces specimen turn-around time at the grossing station compared to conventional capture and shoot handheld systems.

Quality assurance? No problem!

In less than 2 minutes the following images can be stored in the system.

- 1) Requisition form
- 2) Label of the vial
- 3) ID of the cassette
- 4) Number of biopsies
- 5) Size of the biopsies

This information will be very important for quality assurance purposes at the embedding stage to verify the correspondence before and after processing of the biopsies.



① Ergonomic

Easily adjust the working height to accommodate operation while standing or sitting and to fit varying operator height.



② Long life operation

High resistant stainless steel (AISI 304) structure and work surfaces.



③ Full documentation

Macropath BX macro digital system for automatic, rapid documentation of requisition forms, vials, cassettes, # of specimens, sizing of specimens.



④ Connectivity

- Network ready
- LIS compatible
- Remote viewing enabled



⑤ Safety

Downdraft plus backdraft high power exhaust system with fine-mesh filter.



⑥ Safety

Slide out waste paper basket, with trap door, connected to exhaust system.



⑦ Safety

Connection to exhaust pipe (100 mm diameter).

ALL-IN-ONE MOBILE WORKSTATION FOR MACRO DIGITAL DOCUMENTATION OF SMALL BIOPSIES



8 Safety

Tank for exhausted formalin with no-fume return valve, filter and light alarm to signal the "tank full" condition.



9 Easy operation

All-in-one control panel. Bar code reader (option).



10 Easy operation

Water drain basin with shower head for rinsing purposes.



11 Convenience

Magnetic bar for tweezers and other tools. Stainless steel inks tray.



12 Convenience

Water inlet/outlet plus power supply.



13 Ergonomic

Slide out keyboard waterproof with built-in mouse.




14 Mobile

10 cm (4") industrial casters to position the unit wherever required.

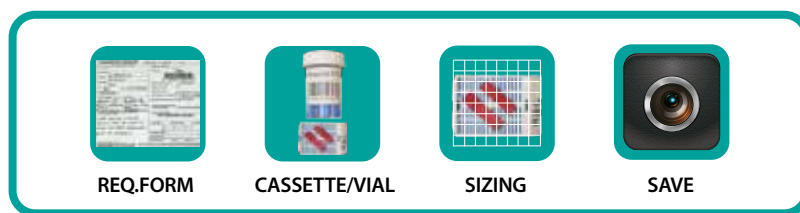


Full documentation

MacroPath BX macro digital system for automatic, rapid documentation of requisition forms, vials, cassettes, # of specimens, sizing of specimens.



Full documentation as simple as 1, 2, 3...




Ergonomically positioned, icon-driven, touch control panel

1 Start a new file.
Enter specimen/patient data
by keyboard or scan bar code.

2 Place the requisition form
and press **REQ. FORM** icon.
Press **SAVE**.

3 Press **CASSETTE VIALS**
icon, transfer specimens
in cassette. Press **SAVE**.



6 Stored cases can be
retrieved through a search
feature.



5 Formalin can be discarded
in a container fitted with
a fine-mesh filter.





4 Press **SIZING** icon to superimpose a
grid of 1 mm (or multiple thereof) to
enable a precise sizing of the biopsies.
In addition, a dedicated digital sizing
tool can be used for annotation
of specimen size.



Ergonomic

Easily adjust the working height to accommodate operation while standing or sitting and to fit varying operator height.



Interfacing the WorkSTATION Bx

In addition to stand-alone operation, WorkSTATION Bx can interface with a PACS or LIS through coded solution or TWAIN mode

Stand-alone system



Interfacing with LIS (Laboratory Information System)



1. Software running in the background monitors a local or network location for image additions.
2. WorkSTATION Bx acts as a secondary application to the LIS. Patient case identifier is held by LIS.
3. LIS launches WorkSTATION Bx.
4. User completes image acquisition and annotation.
5. Assets are transferred to the LIS.
6. As new images arrive at that chosen location they are captured and transferred into the PACS server.

WorkSTATION

Whenever the digital imaging features are not required, the WorkSTATION is available without them, while maintaining all other technical characteristics.



Technical Specifications

- Dimension (WxHxD): 1270mm (50") x 1500mm (59") x 850mm (33"). Weight: 150Kg (330,6 Lbs)
- Minimum table height: 900mm (35"). Maximum table height: 1200mm (47")
- Water connection: 3/8" - max 5bar Approx 20lt./min. Exhaust connection: 450 m³/h (15.892 cfh)
- Power supply: 230V -50Hz / 115V-60Hz

MILESTONE



HELPING
PATIENTS

MILESTONE Srl - Via Fatebenefratelli, 1/5 - 24010 Sorisole (BG) - Italy
Tel: +39 035 4128264 - Fax: +39 035 575498
www.milestonemedsrl.com - email: medical@milestonesrl.com

UNI EN ISO 9001: 2008 / UNI EN ISO 13485:2012 CERTIFIED

MILESTONE MEDICAL TECHNOLOGIES, INC.
6475 Technology Avenue, Suite F, Kalamazoo, MI 49009 - USA
Tel: 269-488-4950 - Toll-free: 866-995-5300 - Fax: 269-488-4949
www.milestonemed.com - email: info@milestonemed.com

In your country: